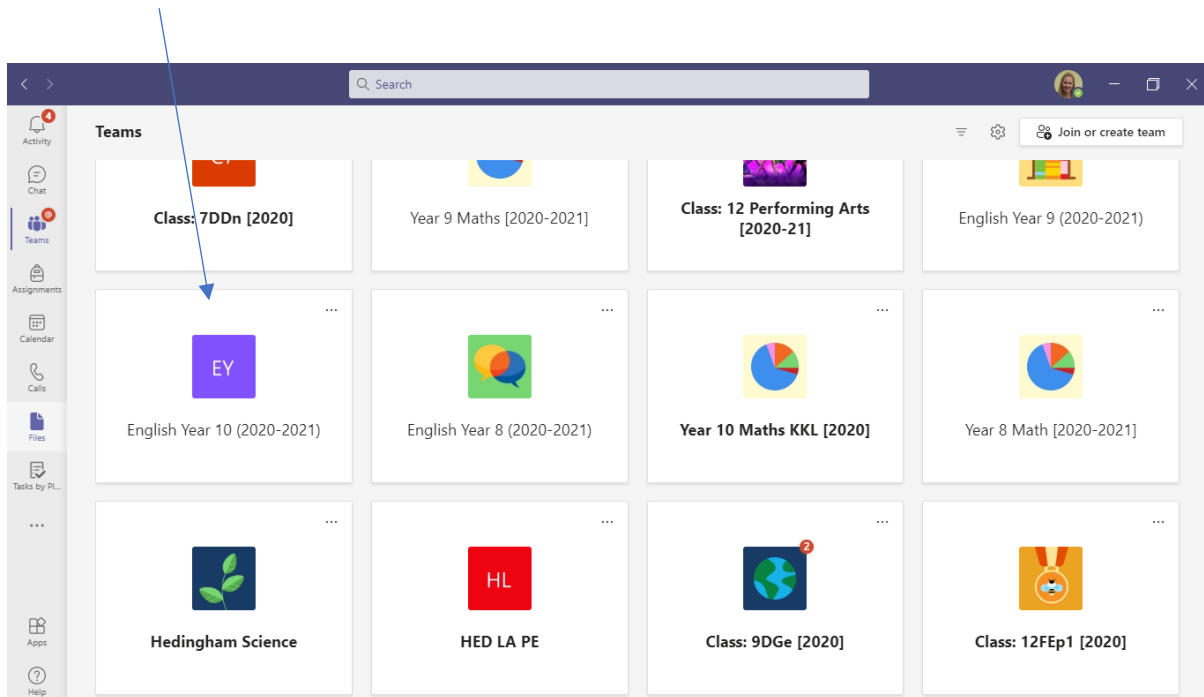


Year 10 Teams Guidance

English Catch-Up Lessons

Each week a pre-recorded English lesson will be added to your **Year Group Team**. This is named:

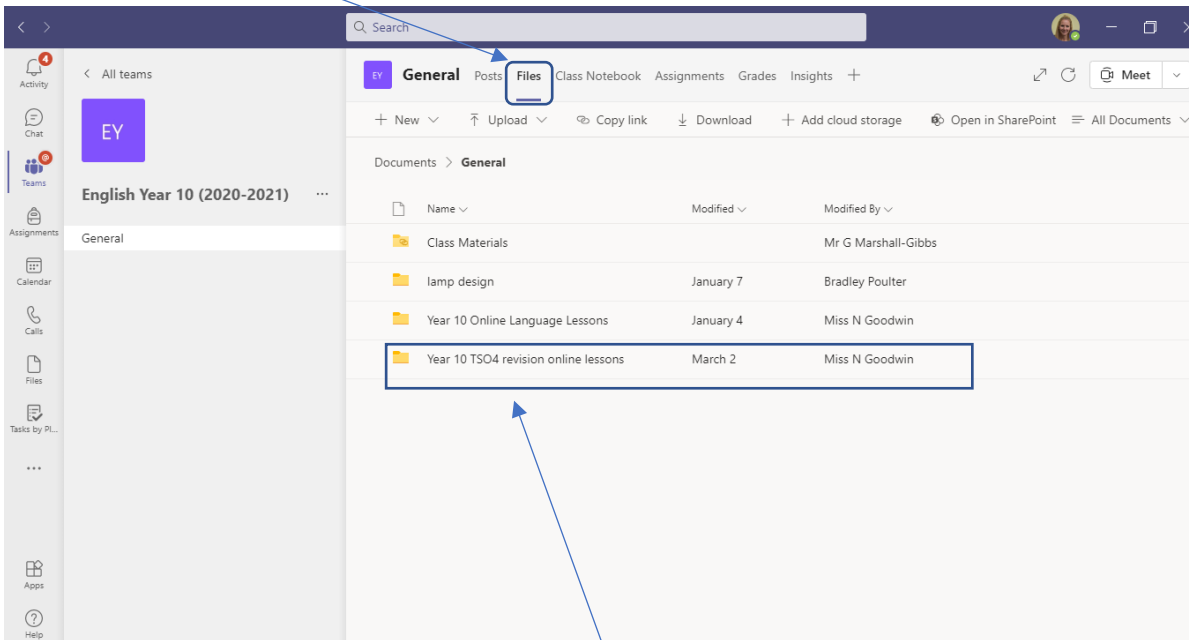
English Year 10 (2020-2021)



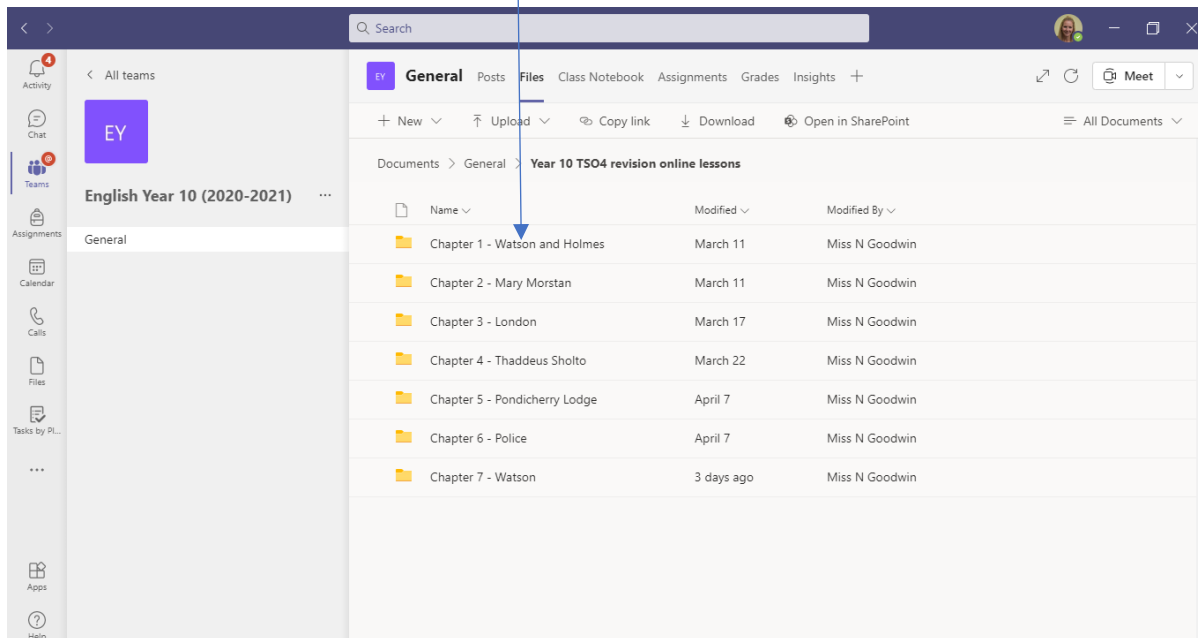
To access the English pre-recorded lesson and resources click on the Year Group Team as seen in the above screen shot.

Within the Year Group Team – English Year 10 (2020-2021) click on the files tab as seen on the screen shot on the next page:

Files tab:



Within the files section click on the **Year 10 TSO4 revision online lessons** folder. Within this folder you will be able to access separate folders as seen below containing the pre-recorded lessons and resources per chapter:



Chapter 6 example:

The screenshot displays the Microsoft Teams interface. On the left, a sidebar shows navigation options: Activity, Chat, Teams, Assignments, Calendar, Calls, Files, Tasks by PL, Apps, and Help. The main area is titled 'English Year 10 (2020-2021)' and contains a channel named 'General'. The channel's top bar includes a search bar, a 'Meet' button, and tabs for 'General', 'Posts', 'Files', 'Class Notebook', 'Assignments', 'Grades', and 'Insights'. Below the tabs, there are action buttons: '+ New', 'Upload', 'Copy link', 'Download', and 'Open in SharePoint'. The file list is titled 'Documents > General > Year 10 TSO4 revision online lessons > Chapter 6 - Police' and contains the following items:

Name	Modified	Modified By
Chapter 6 TSO4.mp4	April 16	Miss N Goodwin
Chapter 6 TSO4.pptx	April 7	Miss N Goodwin