

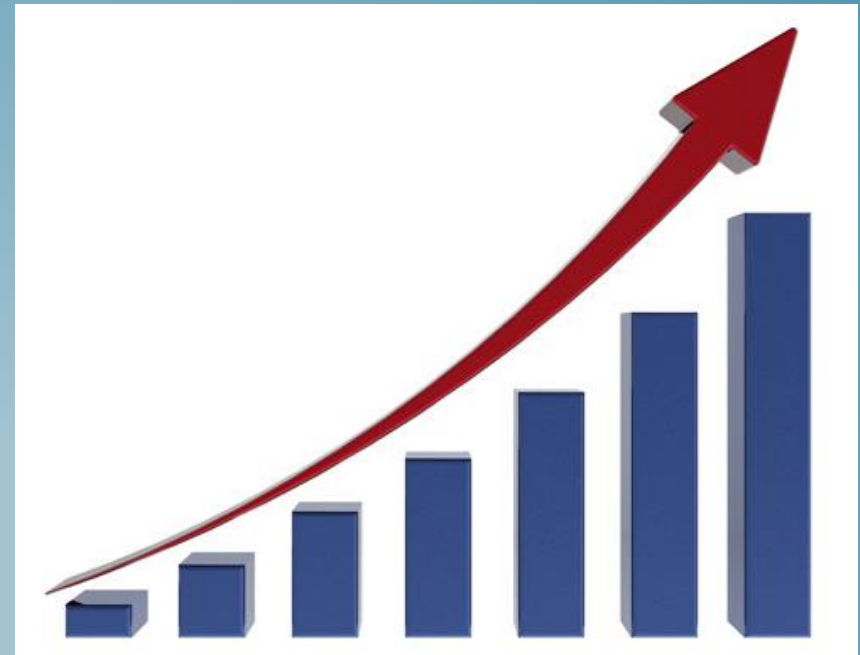


YEAR 11

2023/24

...A few crucial months to go

NATIONAL PICTURE



Back to normality!

2021 English – 74% 4+

Maths – 69.2% 4+

2023 English – 64% 4+

Maths – 61% 4+



Basecamp 5200m



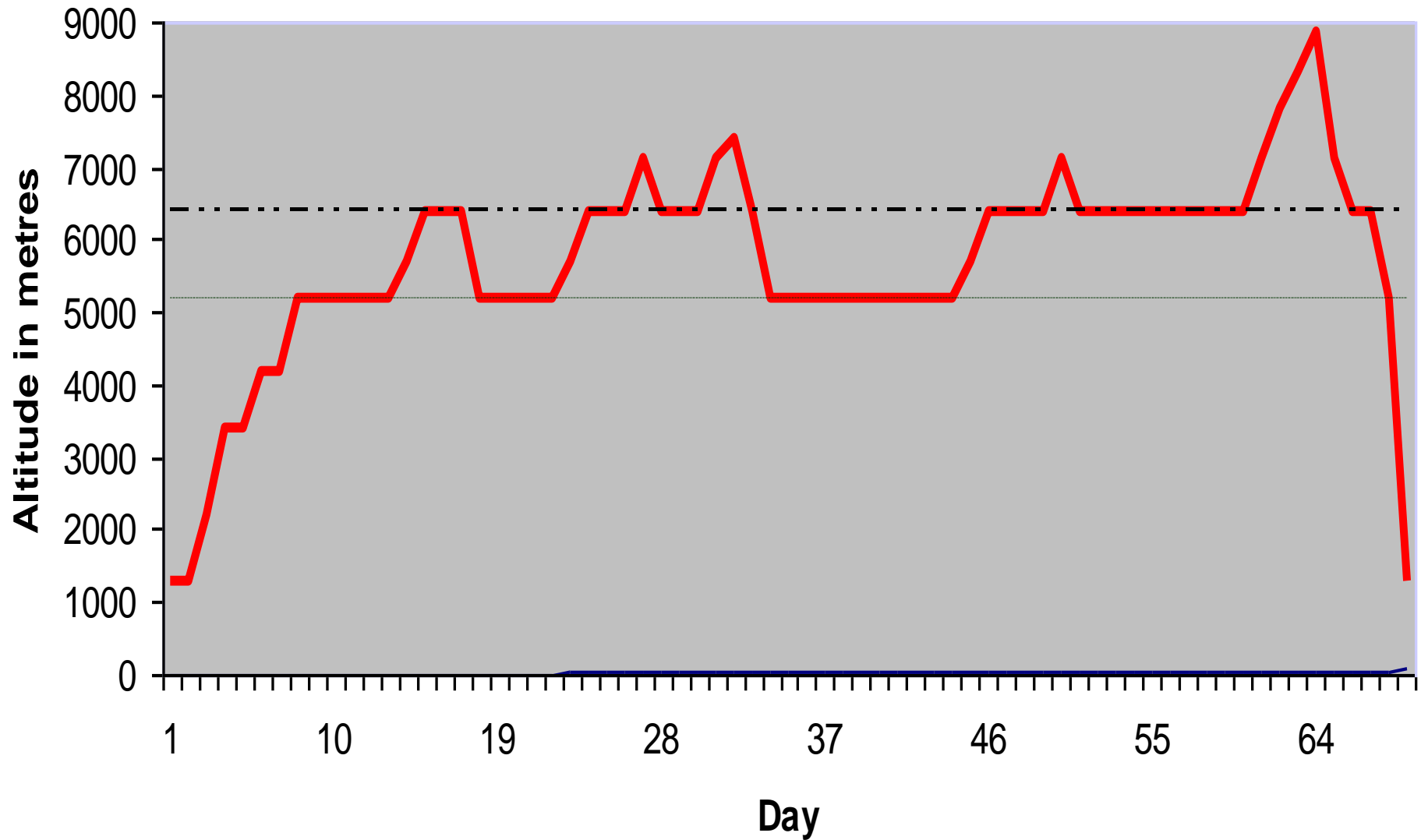








Ascent and Descent on Everest



THE PLAN AHEAD...

September

- New collection of predicted grades from teachers
- Identify those students who are a concern and at risk of underachieving
- After school support programme finalised
- Braintree Careers Fair
- Parents Information evening

October

- Reports completed by teachers
- Reports sent home
- Your revision should start for Mocks around half term

November

- Mock exam timetable for December sent home
- Subjects start focussing on Mock Exam Prep
- Year 11 parents evening
- Sixth Form Open Evening
- Sixth Form Applications

December

- All Art Coursework to be handed in complete by New Year.
- Mock Exams – All subjects
- Christmas time = half way point!

BASE CAMP



SUMMIT

Why are the mocks important?

Mock exams are **vital for practice**; just as actors need a stage rehearsal before the real performance, so they need practice under exam conditions before they take the real exams in the summer.

Mock exams **test your knowledge** and let them and their teachers know which topics are their strongest and weakest. You (and the students) can then plan revision based on giving more time to your weakest areas.

It will help them **recall knowledge** in their real exams. Their GCSE exams might seem a long way away, but if they revise thoroughly now, they will be amazed at how quickly and easily they will remember things when they revise a second time.

For subjects that are tiered, this will act as a 'test run' – they will not be able to enter for the Higher Tier in the summer unless they prove they can perform well in the mocks.



MARGINAL GAINS

Make
everything 1%
better

Every little
counts



One coat of paint

Nutrition

Helmets

Anti-bacterial
hand-wash

Wind tunnels

Sleep patterns

YEAR 11 STUDENT MARGINAL GAINS

Homework

Analyse Past
Papers

Prep fully for class
tests and Mocks

On line revision
tools – Method
Maths, maths
watch, Pixl apps,
Seneca

Asking for help

Focus in class

Tutor Time

Catch up/Revision
sessions



Year 11 Revision AUTUMN TERM 2023

Monday

Tuesday

Wednesday

Thursday

Friday

**L
U
N
C
H**

Art

Rooms 48, 56, 57

Art

Rooms 56, 57

Music Coursework
Room 15

Art

Rooms 48, 56, 57

Art

Rooms 56, 57

Art

Rooms 56, 57

**A
F
T
E
R
S
C
H
O
O
L**

Art

Room 48

Science

Science Corridor

German

Room CL

German

Room CL

French

Room 53

Art

Room 57

Maths

Maths Corridor

Business Studies

Room 25

PRIOR ARRANGEMENT

3D Design

Room 17

Art

Room 56

3D Design

Room 17

Music

Room 15

Computer Science

Room CL1*

After October Half Term

*Computer Science starting 12 October
English – starting after half term,
session time will vary depending
on class teacher
French – lunch revision session

What makes effective revision?

- Dedicated time, space and resources
- Focus on knowledge
- Focus on exam technique

Why don't students like revision?

- Uses their time up
- Stressful
- Boring
- Difficult
- They don't know how to do it
- It doesn't feel like it works

What doesn't work?

Passive re-reading of notes and textbooks.



What doesn't work?



High-lighting

What doesn't work?



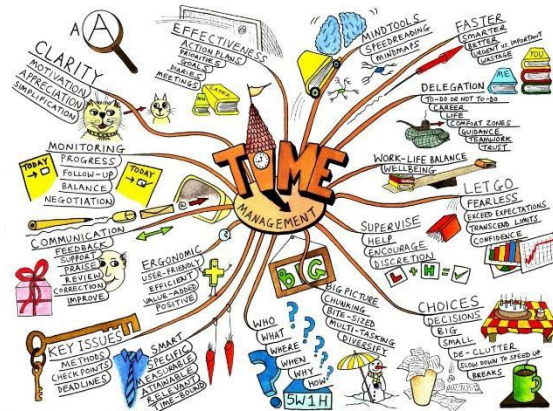
Cramming
for hours

What does work?

Using the exam specification, notes and textbooks to **CONDENSE** the knowledge down into manageable forms.



Flashcards



Mindmaps

A Timeline of Apartheid in South Africa		Anti-Apartheid Activists	
1948	1. National Party is elected into government and creates apartheid	1. Nelson Mandela	Lawyer, defendant, prisoner, President
1952	2. The African National Congress (ANC) launch the Defiance Campaign	2. Winnie Madikizela	South Africa's first black social worker
1955	3. Mandela is put on trial for treason at Pretoria	3. Walter Sisulu	African in Robben Island prison to 1989
1960	4. Sharpeville Massacre: 69 South Africans shot and killed by police	4. Chief Albert Lutulu	President of the ANC from 1952-1967
1960	5. Mandela and ANC burn their passports, and 100,000 Africans join in	5. Oliver Tambo	President of the ANC from 1967-1992
1960	6. The National Party apartheid government ban the ANC	6. Ahmed Kathrada	Indian in Robben Island prison to 1989
1961	7. Mandela forms Mkhonto we Sizwe, Spear of the Nation, for sabotage	7. Desmond Tutu	Archbishop won 1984 Nobel Peace Prize
1963-4	8. Mandela is put on trial at Rivonia for treason, violence and sabotage	8. F.W. de Klerk	President who ended apartheid in 1990
1964-1990	9. Mandela is put in Robben Island prison with South & Northern	MANDALA QUOTATIONS	
1969-1978	10. Mandela's son Thembu and mother die, and daughter Zini marries	Freedom Charter, 1955	
1976	11. Soweto Uprising: hundreds of children shot and killed by police	1. Rivonia Trial Opening	
1990	12. Mandela is released from prison by F.W. de Klerk	2. Middle (1997) April (1994)	
1993	13. Mandela wins the Nobel Peace Prize	3. Mandela Trial Closing	
1994	14. Mandela is elected first black President in South Africa's history	4. Rivonia Trial Ending	
1995	15. South Africa wins the Rugby World Cup, held in South Africa	5. Mandela Trial Opening	
POLITICAL VOCABULARY			
1. apartheid	racial segregation of schools, hospitals, parks, beaches, buses	3. Rivonia Trial Closing	"I have fought against white domination, and I have fought against black domination."
2. segregation	systematic segregation	4. Rivonia Trial Ending	"Freedom is an ideal which I hope to live for and achieve, but I need to be, it is an ideal for which I am prepared to die."
3. government	the political party with the most MPs in parliament	LEGAL VOCABULARY	
4. political party	a group organising to win an election to parliament	1. defendants	The people charged in a trial
5. oppression	cruel denial of rights	2. verdict	The decision if the defendant is guilty or not guilty
6. sabotage	destruction of property, avoiding murder	3. sentence	The punishment for the crime if the verdict is guilty
7. strike	A refusal to work in protest	4. judge	An experienced lawyer who decides the sentence
8. authorities	the government, state or people in charge	5. jury	Inexperienced people who decide the verdict
9. defiance	refusal to obey orders		
10. treason	Illegal violence against the government		

Knowledge organisers

What does work?

Repeatedly testing yourself on the knowledge you need.



This is a great way for family and friends to offer support.

What does work?

Focus on your weak spots.



[illegible]

What does work?

Spacing your testing out over weeks and months, not hours.



Maths

Exam Information

Exam Board – Edexcel

Exam consists of 3 papers (1 ½ hours each) worth 80 marks each

Paper 1 – Non-calculator

Paper 2 – Calculator

Paper 3 – Calculator

No defined content for each exam, any topic taught could be on any paper.

Assessments

Students will continue to sit end of topic assessments in lessons throughout year 11, every 3-4 weeks.

Official Mock Exam in December will be a past GCSE paper (all 3 papers).

A further mock will be completed in lessons in March.

Maths

Revision Resources

- After school revision on the Maths corridor every Wednesday until GCSE in May. No need to sign up, just turn up. Consists of both taught and drop-in help sessions.
- **Maths Genie Website – No login required**
 - Exam questions and videos on all topics organised by grade
 - Past exam papers and markschemes
- **Method Maths Website – Login required**
 - Past papers for pupils to complete electronically which are marked automatically.

Centre ID = heding

Username = Surname followed by first initial
all in capitals e.g SMITHJ

Password = Number (case sensitive)

How can you prepare for your English exams?

You can attend after school English revision every Tuesday as well as ...

GCSE English Language and English Literature are two separate qualifications which are assessed at the end of Year 11 through examination. There are many ways to prepare – starting now!

Revision guides: There are a range of York Notes and CGP study guides which can be used in school and at home.

Workbooks: These give exam-style questions. Complete a Language paper or a Literature essay each week to practice and hone skills.

Websites: Here are a few that can be used for independent revision:

- Mr Bruff – he has produced a wealth of tutorials. Watch and make notes.
- <https://www.youtube.com/user/5000twangdoodle/videos> - Mr Powell does 'Inspector Calls' and 'Macbeth' walkthroughs.
- <https://www.youtube.com/watch?v=FtiJQpQ45jA> – 'The Sign of Four' events summary with key quotes.

Quote Learning: The Literature exams are closed book. Starting to learn quotes off by heart now will help. From Post-it notes around the room to playing Pictionary or having a weekly quote quiz, there are many ways to memorise quotations. Here are some helpful websites:

- <https://www.sporcle.com/user/MrsFernandez/quizzes/> - Some great fill-in-the-blank poem quizzes as well as ones for the other set texts to help with memorising quotes.
- <https://markrobertsteach.wordpress.com/2016/02/06/memorising-quotes-through-pictograms/> - use this link to see what Dingbats are and then create them for key quotes
- Seneca – Log on to the app and complete revision activities for Language and Literature.

Reading and re-reading:

- There's no substitute for reading widely - broadsheet newspapers on a variety of subjects, short stories, biographies, editorials, letters.
- It's important to re-read the Literature texts. There is a 'Sign of Four' audiobook narrated by Greg Wagland to read along with:
https://www.youtube.com/watch?v=R32ldzx_JGc

Quick Writing Practice:

- Google an image, for example, an abandoned place, a cityscape or an underwater scene. List adjectives that would be useful to describe it. Use an online thesaurus to add to the list. Using the vocabulary and the image, spend thirty minutes writing a description or story.
- Watch the news, choose a current event or story and write a letter, editorial or article explaining your viewpoint.



BIGGEST FACTOR

Attitude and commitment

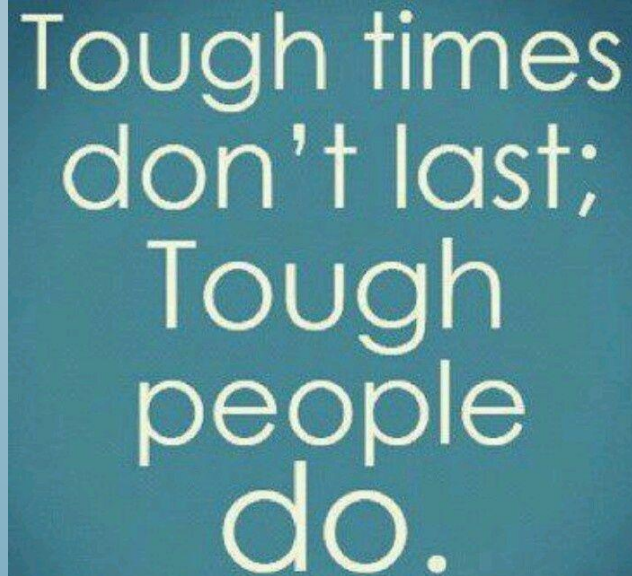
COMMITMENT

- You have to make the decision to “buy in”
- Commit yourself to being the best you can be
 - Be prepared to do the hard work

Commitment often comes from having something to aim at or work toward.

RESILIENCE

- There will be low points... you will get bad news... you will find this tough
- “It’s not about how high you jump, its about how high you bounce when you hit the bottom”



Tough times
don't last;
Tough
people
do.

MATURITY

- Make good decisions. The choices you make now will impact on your life path ahead
- Have the maturity to forge your own path, don't be dragged along by others
- Be the master of your own destiny

WHERE TO GET HELP...

- If you have questions or concerns as a parent, there are 4 main points of contact
 1. Tutor
 2. Head of Year- Mr Woodley
(hed.woodley@hedingham.essex.sch.uk)
 3. Mr Nash – Assistant Headteacher Student Welfare (hed.nashd@hedingham.essex.sch.uk)
 4. Hed.finchp@hedingham.essex.sch.uk

